



# INSTRUCTIONS

-J00556

REV. 4-18-00

Kit Number 52013-97

## SEAT AND PILLION KIT

### General

This kit is designed for installation on 1986 and later XL model vehicles without 4.4 gallon fuel tanks.

#### WARNING

Do not install this kit on motorcycles that are not equipped with appropriate passenger footpegs. On models not equipped with passenger footpegs, Rear Footpeg Kit, Part No. 49105-83, must be installed. Footpegs will help passenger stabilize his/her position while motorcycle is in motion. If footpegs are not installed, passenger could fall from moving motorcycle or grab onto operator, causing loss of control of vehicle and death or serious injury.

#### NOTE

See Service Parts Illustration on page 2 for kit contents.

#### CAUTION

While performing the following installation procedures, be careful not to scratch fender or other painted parts with metal bracket tabs on bottom of seat.

### Installation

1. Remove screws, washers and nuts securing passenger grab strap (if vehicle is so equipped) and discard all components.
2. See Figure 1. Remove and save screw and nylon washer securing seat to fender. Remove seat.
3. Remove two bolts, lockwashers and seat bracket from bottom of old seat. Reinstall seat bracket on new seat

using original bolts and lockwashers. Tighten bolts securely.

#### CAUTION

Make certain you select the correct screw (from kit) in step 4. Attempting to install a coarse threaded screw in a fine threaded hole, or vice versa, will damage threads in weld nut in fender and on screw.

4. Select screw to secure grab strap to fender as follows:  
On 1995 and earlier models use: Screw, hex cap, 1/4-28 x 5/8 in.  
On 1996 and later models use: Screw, hex cap, 1/4-20 x 5/8 in.
5. See Figure 2. Locate grab strap, screw (selected above) and washer from kit. Insert screw through washer. Insert screw with washer through appropriate holes in grab strap as shown in Figure 2.
6. See Figure 1. Insert screw into hole in fender and tighten to 3 - 5 ft-lbs.
7. On 1986-1996 models, slip rear section of seat through grab strap. Bring seat forward and engage clip on bottom front of seat into seat bracket on frame. Secure seat to fender using original screw and nylon washer removed in Step 2. (Install washer between seat bracket and fender.) Tighten screw securely.

#### NOTE

For 1997 and later models with a stock solo seat, a retention nut and washer must be installed into the fender hole, covered with a plastic cap, where the rear seat bracket will be attached. A cable strap is included to aid in this installation.

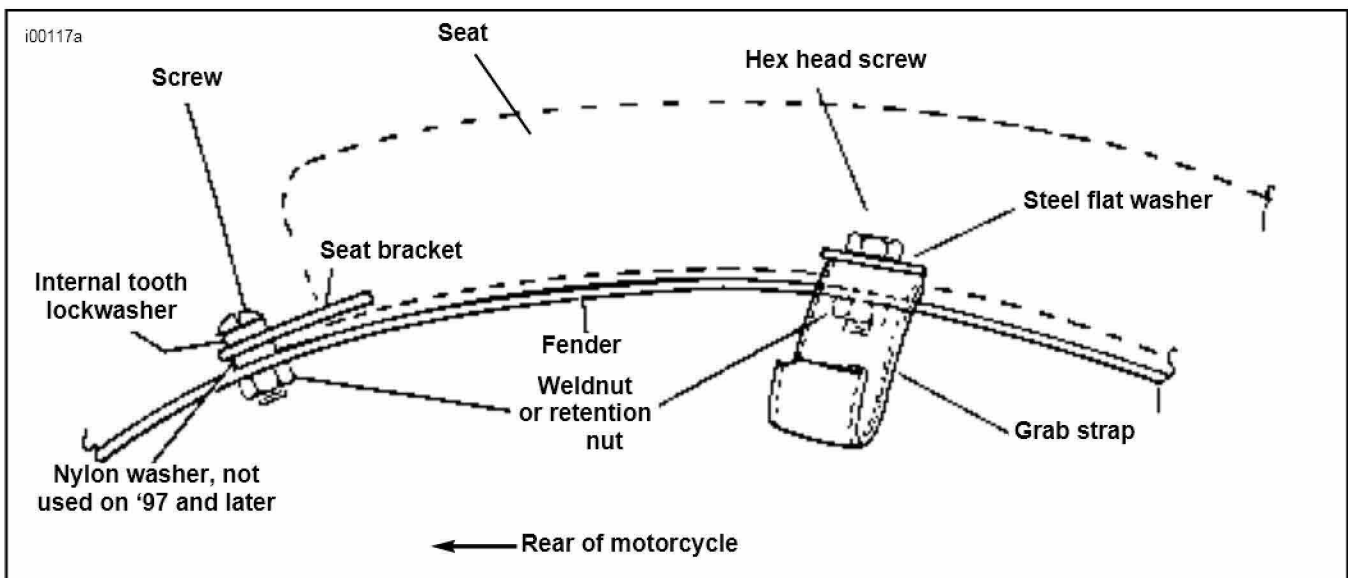


Figure 1. Hardware, Seat Bracket and Grab Strap Assembly

**For 1997 and Later Models:**

8. Remove plastic cap from hole in fender where the rear seat bracket will be attached.
9. Place retention nut over cable strap so wide end of nut rests on eye of cable strap. Thread cable strap up under fender and through fender hole. Pull up on cable strap to hold nut snug against underside of fender.
10. With rib on retention nut seated into notch in fender hole, slide retention washer into place from the rear. This will lock the retention nut in place. Remove cable strap.
11. Slip rear section of seat through grab strap. Bring seat forward and engage clip on bottom front of seat into seat bracket on frame. Secure seat to fender using original screw removed in Step 2. Tighten screw securely.

**NOTE**

Nylon washer removed in Step 2 is not required for 1997 and later models.

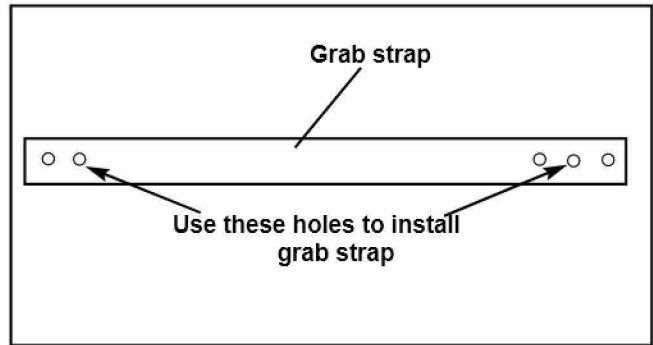


Figure 2. Grab strap holes - 1986 and later only

**WARNING**

After installing seat, pull upward on front of seat to be sure it is locked in position. If seat is loose, it could shift position during vehicle operation, resulting in loss of control of vehicle and death or serious injury.



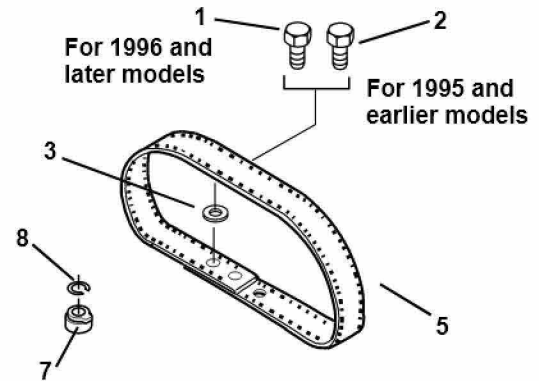
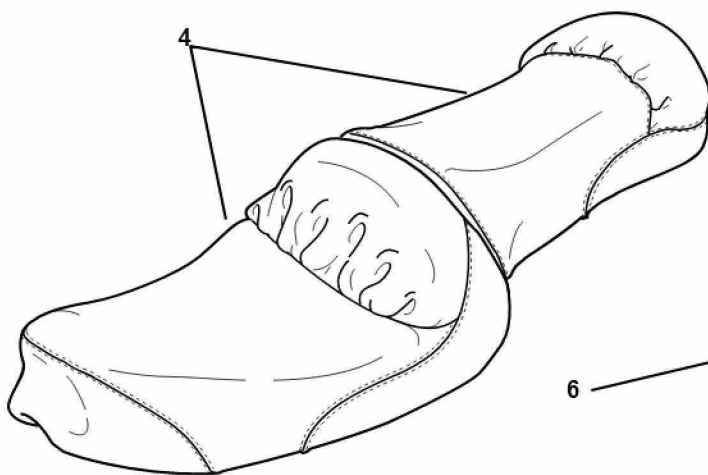
# Service Parts

Part No. 52013-97

Date 7-96

## Seat and Pillion Kit

i00747



ITEM	DESCRIPTION	Part No.
1	Screw, hex cap, 1/4-20 x 5/8 in (use on 1996 and later only)	3767B
2	Screw, hex cap, 1/4-28 x 5/8 in. (use on 1986 -1995 only)	3765
3	Washer, flat, 1/4 in. ID* x 1 in. OD** (use on 1986 and later only)	6036
4	Seat	Not sold separately
5	Grab strap	51187-94A
6	Cable strap (for 1997 vehicles)	10039
7	Retention nut (for 1997 vehicles)	7488
8	Retention washer (for 1997 vehicles)	7489

\*Inside diameter  
\*\*Outside diameter