

# SERVICE BULLETIN

B-063A

Safety Recall Code 0832

August 3, 2006



## SIDESTAND ASSEMBLY REPLACEMENT FOR 2006 ULYSSES XB12X

### Purpose

The purpose of B-063A bulletin revision is to provide the correct part return address and attach the appropriate customer letter.

Buell Motorcycle Company has determined that a condition affecting safety may exist on the sidestand of certain Buell Ulysses XB12X model motorcycles. In the interest of motor vehicle safety and customer satisfaction, Buell Motorcycle Company has elected to initiate a voluntary recall (Campaign 0832) to allow us to formally recall all affected vehicles. As required by law, you may sell but NOT DELIVER any affected motorcycles to your customers until the recall is performed.

Either the pivot bolt for the sidestand leg or the mounting bracket bolts could break, possibly without notice. If either of these failures occurs, the motorcycle could fall, possibly causing death or injury.

### Motorcycles Affected

This campaign involves certain (but not all) 2006 domestic and international Buell Ulysses XB12X model motorcycles manufactured from March 15th, 2005 through June 16th, 2006.

### Replacement Sidestand Assembly

See Figure 1. The correction for this issue is to replace the sidestand assembly and fasteners. The recall kit Part No. is 94483Y.

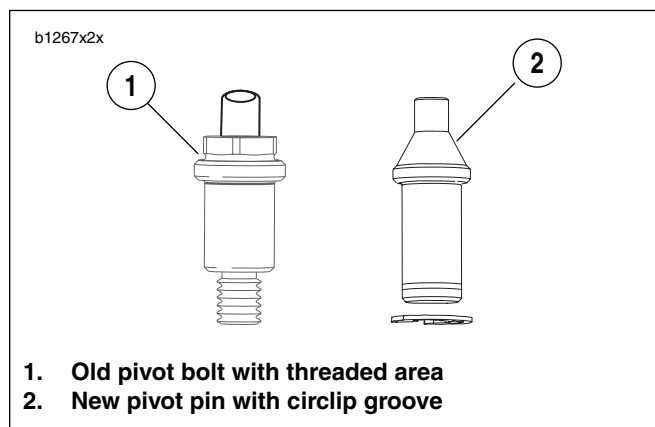


Figure 1. Old Pivot Bolt and New Pivot Pin with Circlip

### Customer Notification

If any vehicles involved in this recall campaign have been shipped to your dealership, a VIN list will be attached to this bulletin. To ensure the safety of our riders, it is your responsibility to perform the required service on all affected vehicles, even if the motorcycle was not purchased from your dealership. You also are required to perform the recall service on all affected vehicles in your dealership inventory, prior to delivering or leasing those vehicles.

If you are not sure that the safety recall service has been completed on a particular motorcycle, recall information is available on TALON and h-dnet.com.

#### NOTE

*Because only registered owners as shown on the attached list will receive notification from us, we request that you contact any owners of vehicles still listed as unregistered. Advise them of the safety recall and make arrangements for them to come in for recall service. We also require that you provide us with their names, addresses and VIN's as soon as possible to enable us to mail them an owner's letter, as required by the National Traffic and Motor Vehicle Safety Act (as amended).*

### Initial Kit Shipment

Initial shipments of replacement kits (Part No. 94483Y) will begin the week of July 31, 2006. Harley-Davidson's Warranty Department will conduct wave shipments of the recall kit until further notice. All parts will be shipped no charge, transportation paid.

#### IMPORTANT NOTE

In the interest of preserving customer safety and satisfaction, always check for outstanding recalls whenever any motorcycle is brought into your dealership for either maintenance or service.

ROUTING	SERVICE MANAGER	SALES MANAGER	PARTS MANAGER	LEAD TECHNICIAN	TECHNICIAN NO.1	TECHNICIAN NO. 2	TECHNICIAN NO. 3	TECHNICIAN NO. 4	RETURN THIS TO
INITIAL HERE									

## Additional Kit Orders

Upon termination of the wave shipments, you can order additional kits needed by filling in the attached order form and faxing it to the Warranty Dept. at 414-343-8346. Be sure to include your dealer number on the form.

### NOTES

- **No orders will be accepted prior to the termination of the wave shipments. Orders received prior to termination of the wave shipments will be discarded. Please follow these directions.**
- **When orders are accepted, we ask that you please order responsibly to avoid an excess of unneeded kits in the field.**

Upon completion of the recall on any vehicle, please be sure to follow the directions listed under "Credit Procedure", and turn your recall documents in promptly.

## Required Dealer Action

### CAUTION

This motorcycle does NOT have a locking sidestand. Park the motorcycle on a level, firm surface. An unbalanced motorcycle can fall, which could result in death or serious injury. (00122a)

## Removal

1. Place vehicle on suitable lift so it is not resting on the sidestand.
2. Remove chin fairing fasteners. See 2.38 CHIN FAIRING in Ulysses Service Manual.
3. Remove muffler. See Muffler and Straps in 2.32 EXHAUST SYSTEM in Ulysses Service Manual.
4. See Figure 3. Remove fasteners (2) securing sidestand assembly (1) to engine and remove sidestand assembly.




Figure 2. Sidestand, Retracted

## Installation

### NOTE

It is extremely important that the tightening steps be followed exactly to ensure the durability of the mounting of the sidestand assembly.

1. See Figure 3. Loosely install the sidestand assembly (1) to the crankcase with **new** sidestand bracket fasteners (2) provided in recall kit. Extend the sidestand leg (1) and hold forward in the fully extended position while tightening the sidestand bracket fasteners (2) in the following sequence:
  - a. Tighten the front fastener to 25-27 ft-lbs (34-37 Nm).
  - b. Tighten the rear fastener to 25-27 ft-lbs (34-37 Nm).
  - c. Repeat the tightening sequence in step a and b to verify proper clamp load.
2. Install muffler using **new** Torca clamp and front muffler strap provided in recall kit. See Muffler and Straps in 2.32 EXHAUST SYSTEM in Ulysses Service Manual.
3. Install chin fairing fasteners. See 2.38 CHIN FAIRING in Ulysses Service Manual.
4. Extend and retract sidestand leg to check for proper operation.

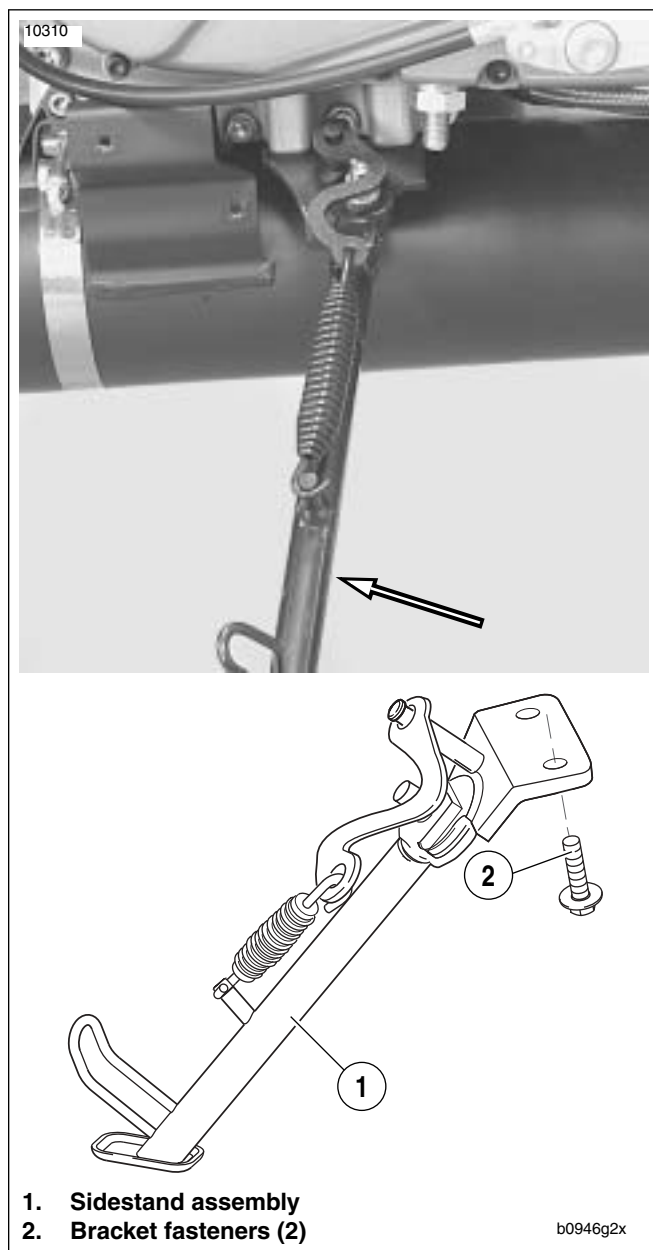


Figure 3. Sidestand Assembly (Extended)

**Table 1. 94483Y Recall Kit Parts List**

Quantity	Part No.	DESCRIPTION
1	L0194.1AKA*	Sidestand assembly
2	CA0015.02A8	Bracket fastener
1	S0127.8	Torca clamp
1	S0116.02A8	Front muffler strap
*not sold separately		

## Credit Procedure/U.S. Market Vehicle Repair

Complete a Buell Dealer Service Card for each vehicle serviced. Be sure to list the Safety Recall Code 0832 on the card. Place a "C" in the letter box.

Package the original sidestand assembly and properly completed Buell Dealer Service Card and send to:

**Harley-Davidson Motor Company**  
**Warranty Return Department**  
**3801 West Juneau Avenue**  
**Milwaukee, WI. 53208**

Upon receipt of each properly completed Buell Dealer Service Card and the sidestand assembly, you will be credited 1.1 hrs. labor. This labor credit also covers administrative time and LOCTITE. A separate credit will be issued to you for postage. No credit will be issued for the replacement kits as they were sent no charge transportation paid.

## Credit Procedure/Non-U.S. Market-Vehicle Repair

For each vehicle serviced, file a claim supplying all the necessary information as follows:

Dealer number  
 Repair order number  
 Claim date  
 Product campaign (0832)  
 Fix ID ("C")  
 Full 17-character VIN

Upon receipt and processing of the transmitted information, you will receive 1.0 hr. labor credit plus appropriate market administrative time. Labor time includes LOCTITE required to perform the repair.

## Credit Procedure/Parts In Dealer Stock-All Dealers

Remove all affected sidestand leg assemblies, Part No. L0167.1AKB from your inventory. To receive credit, complete a regular warranty claim referencing service bulletin B-063A in the notes or comments section of the claim. Fill in the rest of the claim as shown in Table 2.

**Table 2.**

Claim Type	BDS
Event 1, Problem Part	L0167.1AKB
Event 1, Quantity	See note below
Part Description	Sidestand leg assembly
Customer Concern Code	9205
Condition Code	2109
NOTE Quantity will vary depending upon what you have in stock	

## U.S. Dealers Only

Upon receipt of your claim for parts in inventory, you will receive a bar coded label to return the recalled sidestand leg assemblies. To receive the appropriate credit for parts and return postage, return the assemblies by the due date on the bar coded label.

## Non-U.S. Dealers

Destroy and discard parts.



**B-063A**

S O L D ADDRESS CITY/STATE/ZIP

S H I P NAME \_\_\_\_\_  
ADDRESS \_\_\_\_\_  
CITY/STATE/ZIP \_\_\_\_\_

TYPE CODE	ORDER TYPE	VEHICLE IDENTIFICATION NUMBER	DEALER ORDER
R	REGULAR		ORDER DATE
P	POLICE		DEALER NO.
D	DOWN VEHICLE		ORDER TYPE
W	WARRANTY		RC
RC	RECALL		WARRANTY CLAIM NO.

<b>FOR OFFICE USE ONLY</b>	
ACCT.	<b>174-801.6</b>
FRT. ACCT	<b>174-801.6</b>

[illegible]

PLEASE USE PART NUMBERS  
DO NOT USE FOR  
CORRESPONDENCE

ALL ORDERS SUBJECT TO ACCEPTANCE AT MILWAUKEE. WI 53201

[illegible]

PLEASE USE PART NUMBERS  
DO NOT USE FOR  
CORRESPONDENCE

F-1040

PRINTED  
IN U.S.A.