

2006 Throttle Body and Throttle Position Sensor Production Change

Purpose

This is a revision of bulletin B-062 to address the incorrect information concerning the Julian Date code as presented in the last paragraph of page 1 below Figure 2. The information has since been corrected. Also refer to Table 1. for additional information. The purpose of this bulletin is to notify the dealer network of a manufacturing running change to the manifold/throttle body and to the throttle position sensor. The reason the dealer network is being notified is to ensure that the parts incompatibility between existing parts and new production parts is duly noted. **PARTS CAN NOT BE MIXED!** For details see page two. New and existing service procedures are unchanged.

Motorcycles Affected

2006 model year XB motorcycles produced after implementation date. See Table 1. To identify date code on throttle body and date of new part implementation on production line.

Required Dealer Action

Update catalogs, manuals and personnel (including service and parts). This is a running change and all existing parts are considered saleable items. Please use existing stock until inventory is depleted.

Throttle Position Sensor Identification

NOTE

Throttle position sensors are not interchangeable before and after production change. There are two methods to identify the new style TPS. The new TPS can be identified by either one or two orange dots on the top of the sensor. see [Figure 1](#). and supplier Julian date code [Table 1](#).




Figure 1. Orange Dots Indicating New Throttle Position Sensor




Figure 2. Julian Date Code

See [Figure 2](#). The supplier Julian date code is not the Buell implementation date of new style throttle body and throttle position sensor. Refer to [Table 1](#). for correct information on implementation dates. **All new style throttle body assemblies are marked with a four character supplier Julian date code beginning with 0136 and higher.**

IMPORTANT NOTE

In the interest of preserving customer safety and satisfaction, always check for outstanding recalls whenever any motorcycle is brought into your dealership for either maintenance or service.

ROUTING	SERVICE MANAGER	SALES MANAGER	PARTS MANAGER	LEAD TECHNICIAN	TECHNICIAN NO.1	TECHNICIAN NO. 2	TECHNICIAN NO. 3	TECHNICIAN NO. 4	RETURN THIS TO
INITIAL HERE									

Table 1. Throttle Body Manifold Part Number and Implementation Information

New Part Number	Old Part Number	Supplier Julian Date Code	Implemented
P0815.2AAA	P0815.2AA	0136	03/30/06
P0815.3A8A	P0815.3A8	0136	03/30/06
P0803.1AAA	P0803.1AA	0136	01/26/06
P0803.2A8A	P0803.2A8	0136	01/26/06

Table 2. Throttle Position Sensor Part Numbers

New Part Number	Old Part Number
P0279.3AA	29537-99Y
Identified by orange paint dots	No paint marks

CAUTION

Parts from old and new components are not interchangeable

Revised Service Procedure

Ensure that proper orientation is followed when replacing TPS. See Figure 3. and Figure 4.




Figure 3. New Style Throttle Body and Throttle Position Sensor

See Figure 3. The new throttle shaft TPS engagement pins are oriented at the 6 and 12 o'clock positions. The new TPS rotor tangs are at the 1 and 7 o'clock positions.




Figure 4. Old Style Throttle Body and Throttle Position Sensor

See Figure 4. The old throttle shaft TPS engagement pins are oriented at the 2 and 8 o'clock positions. The old TPS rotor tangs are at the 4 and 10 o'clock positions when viewed disassembled.

NOTE

These orientations are correct as shown in Figure 3. and Figure 4.