

SAFETY RECALL CODE 0811 - S1 AND S1W NEGATIVE BATTERY CABLE

GENERAL

Buell Motorcycle Company has learned that certain 1996-1998 Buell motorcycles were built with a negative battery cable that could break. This condition could cause the engine to stall/quit when riding. Accordingly, Buell Motorcycle Company is conducting a voluntary recall campaign to formally recall all potentially affected motorcycles.

This campaign involves all 1996-1998 S1 Lightning and all 1998 S1 White Lightning model Buell motorcycles manufactured between January 20, 1996 and June 16, 1998.

This condition will be remedied by inspecting, and if required, replacing the negative battery cable on all potentially affected vehicles.

DEALER ACTION, AFFECTED VEHICLES

Buell Distribution Corporation has attached a complete list of all vehicles shipped to your dealership involved in this recall. To ensure the safety of all affected riders, it is your responsibility to perform the required service on all affected vehicles, even if the motorcycle was not purchased from your dealership.

If you are not sure that a safety recall has been completed on a particular Buell motorcycle, contact the recall information line at 1-800-448-1708. Recall information is also available on TALON and h-dnet.com.

IMPORTANT NOTE

Because only registered owners, as shown on the attached list, will receive notification from Buell Distribution Corporation, we request that you contact any owners of vehicles still listed as unregistered. Advise them of the safety recall and make arrangements for them to come in for recall service. We also require that you provide us with their names, addresses and V.I.N.s as soon as possible. This will enable us to mail them an owner's letter as required by National Traffic and Motor Vehicle Safety Act, as amended.

Initial shipment of recall kits, Part No. 93919Y, will begin on or before May 30, 1999. All kits will be shipped direct from the Franklin Distribution Center, no charge, transportation paid. To order the remainder of kits that may be needed, please fill out the attached order form and send/fax it to the Warranty Department at (FAX) 414-343-8346.

Buell Distribution Corporation reserves the right to conduct wave shipments in lieu of processing orders and/or adjusting order quantities, depending on the availability of parts.

The Negative Battery Cable recall kit (Part No. 93919Y) consists of:

- Negative Battery Cable
- Hose Clamp
- (1) Cable Tie

INSPECTION

NOTE

Inspect the cable as described below to verify that it needs to be replaced.

1. Visually inspect the negative battery cable coming from the left (-) side of the battery. Inspect for the following:
 - HD Part Number 70461-67B and lot number printed on cable.
 - Shiny heat shrink on both ends
 - Silver-colored soldered wires visible at the terminals

If the cable on the motorcycle being inspected meets the above criteria, replace the cable with the new cable provided in the kit. See *INSTALLATION* below.

If the cable on the motorcycle being inspected has gold wires at the connector and Buell Part No. Y0321.9A on it, it is equipped with the correct cable and this service does not need to be performed.

INSTALLATION

NOTE

Perform the following procedures according to the guidelines given in the service manual for the model being serviced.

2. Turn fuel supply valve to the OFF position.
3. Remove seat. See appropriate service manual, Section 2 for procedure.
4. Remove rear fuel tank mount bolt.
5. Remove two T27 TORX fasteners and nylon washers holding the tail section in place.
6. Lift up rear of fuel cell and remove tail section. Set tail section aside on a carpeted surface to avoid cosmetic damage.

ROUTING	SERVICE MANAGER	SALES MANAGER	PARTS MANAGER	LEAD TECHNICIAN	TECHNICIAN NO. 1	TECHNICIAN NO. 2	TECHNICIAN NO. 3	TECHNICIAN NO. 4	RETURN THIS TO:
INITIAL HERE									

⚠ WARNING

A small amount of gasoline will drain from the fuel supply valve and hose when removed. Thoroughly wipe up any spilt fuel immediately. Dispose of rags in a suitable manner. Gasoline is extremely flammable and highly explosive. Inadequate safety precautions could result in death or serious injury.

7. See Figure 1. Remove hose clamp from fuel hose from fuel supply valve.
8. Cut cable tie and remove vent hose from fuel tank vent.
9. Remove fuel cell and set on a carpeted surface to avoid cosmetic damage.

⚠ WARNING

Always disconnect the negative battery cable when working on motorcycle to prevent accidental startup. If the positive cable should contact ground with the negative cable installed, the resulting sparks may cause a battery explosion, which could result in death or serious injury.

10. See Figure 2. Disconnect negative (-) battery cable from battery terminal.
11. Disconnect negative (-) battery cable from frame. Remove and discard original negative (-) battery cable.
12. Install **new** negative battery cable supplied with kit to frame with existing hardware. Tighten bolt to 10 ft-lbs (13.6 Nm). Use care when routing cable to avoid contact between cable and circuit breaker.
13. Install **new** negative battery cable supplied with kit to negative (-) battery terminal with existing hardware. Tighten battery cable bolt to 30-40 **in-lbs** (40.7-54.2 Nm).
14. Install tail section with two TORX bolts and nylon washers. Tighten TORX bolts to 72-96 **in-lbs** (8.1-10.8 Nm).
15. See Figure 1. Install **new** hose clamp to fuel hose and fuel supply valve.
16. Install vent hose to fuel tank vent with cable tie supplied in kit.
17. Install fuel tank.

On motorcycles with original fuel tank mounting hardware tighten fuel tank hardware to specification listed below:

- 9-11 ft-lbs (12.2-14.9 Nm)

On motorcycles that have had the fuel tank retention recall service performed, make sure plates are oriented properly and tighten fuel tank hardware to specification listed below:

- 18-23 ft-lbs (24.4-31.2 Nm), then wait 3-5 minutes and tighten again to 18-23 ft-lbs (24.4-31.2 Nm).

⚠ WARNING

After installing seat, pull upward on front of seat to be sure it is locked in position. If seat is loose, it could shift during vehicle operation resulting in loss of control of vehicle and death or serious injury.

18. Install seat and tighten seat wing screw.
19. Open fuel supply valve and carefully inspect for leaks. Turn valve OFF after the inspection is performed.

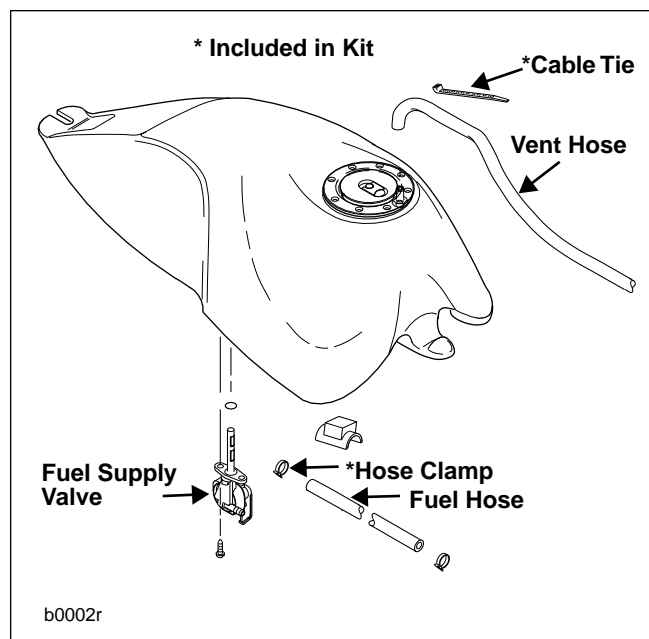


Figure 1. Fuel Tank (S1 Shown)

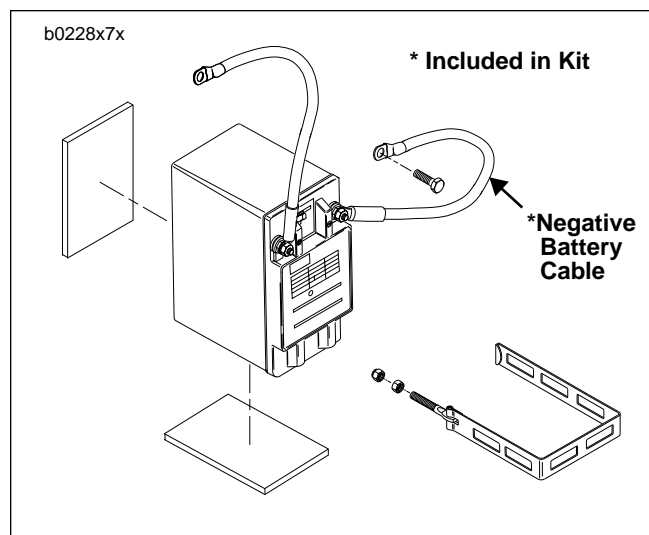


Figure 2. Negative Battery Cable

CREDIT PROCEDURES - VEHICLE

Inspection Only

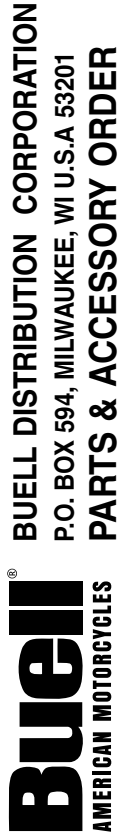
For each vehicle inspected that does **not** require a **new** negative battery cable replacement, place an "I" in the letter box on the Buell Dealer Service Card. Send the properly completed dealer service cards to Buell Distribution Corporation (P.O. Box 653, Milwaukee, WI 53201). Upon receipt and processing of your properly completed dealer service cards, you will be credited for 0.2 hours for performing the inspection. The time includes 0.1 hour administrative time.

Replacement

For each vehicle that required a **new** negative battery cable to be installed, place a "C" in the letter box on the Buell Dealer Service Card. **Destroy and discard the original negative battery cable.** Send the properly completed dealer service cards to Buell Distribution Corporation. Upon receipt and processing of your properly completed dealer service cards, you will be credited for 0.4 hours for labor. The time includes 0.1 hour administrative time. No credit will be issued for the kits as they were sent no charge, transportation paid.

IMPORTANT NOTE:

If you have any Part No. 70461-67B negative battery cables in stock, DO NOT use them on S1 and S1W models. The cable is still suitable for use on select Harley-Davidson models.



S
O
L
D

NAME _____

ADDRESS _____

T
O

CITY/STATE/ZIP _____

S H - P T O

TYPE CODE	ORDER TYPE	VEHICLE IDENTIFICATION NUMBER
R	REGULAR	
P	POLICE	
D	DOWN VEHICLE	
W	WARRANTY	

FOR OFFICE USE ONLY
ACCT: 111-631.2
FRT: 111-631.2 ACCT:

[illegible]

All goods covered by this order, including goods back-ordered, will be billed at prices current at the time of shipment. Goods are purchased for resale and delivery is made to purchaser F.O.B. factory, Milwaukee, Wisconsin or other point of origin. If accepted this order as accepted shall signify acceptance of terms of purchase. Any delay in shipment shall not relieve purchaser of responsibility for the delayed receipt of goods. The seller shall not be liable for any loss or damage due to delay in shipment or failure to deliver. Any request for cancellation of this order or any part thereof must be received by seller prior to the date of shipment. In case of reshipment or return of goods to seller, purchaser shall pay the entire cost connected therewith, plus ten or twenty-five percent of selling price, as determined by Company policy from time to time. Purchases will be responsible for collection and payment of all Federal, State and local taxes that apply on the sale of goods.

PLEASE USE PART NUMBERS  **DO NOT USE FOR**  **CORRESPONDENCE**

PRINTED
IN U.S.A.