

SAFETY RECALL CODE 0808 -TURN SIGNAL FLASHER

GENERAL

Buell Motorcycle Company has determined that certain Buell model motorcycles fail to conform to FMVSS 108 Sub S5.5.6. More specifically, failure of one or more turn signal lamps would not be indicated to the operator of the vehicle (no noticeable change in the flashing rate of the turn signal light). Accordingly, Buell is conducting a voluntary recall campaign to formally recall all potentially affected motorcycles.

This campaign involves all 1996, 1997 and 1998 Buell motorcycles manufactured through November 19, 1997. Please note that 1996 S2/S2T models are not involved.

This condition will be remedied by replacing the turn signal flasher in all potentially affected vehicles.

DEALER ACTION, AFFECTED VEHICLES

Buell Distribution Corporation has attached a complete list of all vehicles shipped to your dealership involved in this recall. To ensure the safety of all affected riders, it is your responsibility to perform the required service on all affected vehicles, even if the motorcycle was not purchased from your dealership.

If you are not sure that a safety recall has been completed on a particular Buell motorcycle, contact the recall information line at 1-800-448-1708.

IMPORTANT NOTE

Because only registered owners, as shown on the attached list, will receive notification from Buell Distribution Corporation, we request that you contact any owners of vehicles still listed as unregistered. Advise them of the safety recall and make arrangements for them to come in for recall service. We also require that you provide us with their names, addresses and V.I.N.s as soon as possible. This will enable us to mail them an owner's letter as required by National Traffic and Motor Vehicle Safety Act, as amended.

Initial shipment of recall kits, Part No. 93830Y, will begin on or before March 5, 1998. All kits will be shipped direct from Buell Motorcycle Company, no charge, transportation paid. To order the remainder of kits that may be needed, please fill out the attached order form and send/fax it to the Warranty Department, attention: Sarah Ottallah.

NOTE

Due to the availability of kits, quantities ordered are subject to review and/or change.

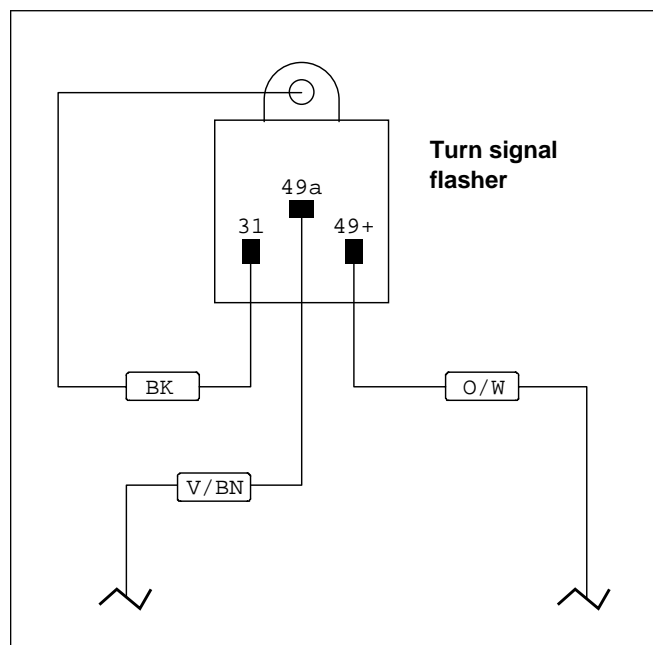


Figure 1. Turn Signal Wires

INSTALLATION

- Remove seat, tail section and frame heat shield (if equipped). Refer to the appropriate Service Manual for specific instructions if necessary.
 - S1/S1W models, Part No. 99490-98Y (information applies to all model years).
 - M2 models, Part No. 99491-98Y.
 - S3/S3T models, Part No. 99489-98Y.
- Remove 1/4-20 allen head screw which secures turn signal flasher clamp to frame.
- Detach wiring from turn signal flasher. Discard turn signal flasher and clamp.
- See Figure 1. Attach wiring to **new** turn signal flasher. Terminal numbers are marked on bottom of flasher.
 - Connect violet/brown wire to terminal 49a.
 - Connect orange/white wire to 49+.
 - Connect black ground wire to 31.

ROUTING	SERVICE MANAGER	SALES MANAGER	PARTS MANAGER	LEAD TECHNICIAN	TECHNICIAN NO. 1	TECHNICIAN NO. 2	TECHNICIAN NO. 3	TECHNICIAN NO. 4	RETURN THIS TO:
INITIAL HERE									

5. Mount **new** turn signal flasher to inside of frame tube as shown in Figure 2.
- a. Place 1/4-20 allen head screw through ring terminal in ground wire.
 - b. Continue through flasher mount tab into backside of frame tab. Tighten securely.

⚠WARNING

Check for proper turn signal operation before riding motorcycle. Visibility is a major concern for motorcyclists. Failure to have proper turn signal operation could lead to personal injury.

6. Check turn signals for proper operation. If operation fails, reread procedure and verify that all steps were performed.
- a. Turn ignition key switch ON.
 - b. Activate left turn signals using switch on left handlebar. Front and rear left turn signals must flash.
 - c. Activate right turn signals using switch on left handlebar. Front and rear right turn signals must flash.
 - d. Turn ignition key switch OFF.

⚠WARNING

After installing seat, pull upward on front of seat to be sure it is locked in position. If seat is loose, it could shift during vehicle operation and startle the rider, causing loss of control and personal injury.

7. Reinstall frame heat shield (if equipped), tail section and seat. Refer to the appropriate Service Manual listed in Step 1 if necessary.

CLAIM FILING/CREDIT PROCEDURES

Upon completion of the recommended service, send in a properly completed BUELL WARRANTY CLAIM FORM (Part No. 99520-95Y). Fill out the claim as shown in Table 1.

Upon receipt of the properly completed claim form(s), you will receive the appropriate credit for labor.


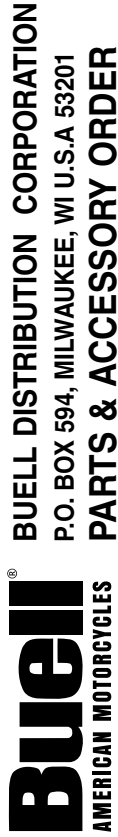


Figure 2. Flasher Mounting

Table 1. Safety Recall 0808

Claim Type	BRC
Quantity	0
Event 1, Problem Part No.	93830Y
Part Description	Flasher kit
Primary Labor Code	5150
Time (includes 0.1 hour administrative time)	0.4
Customer Concern Code	9205
Condition Code	5214



S
O
L
D

T
O

NAME _____

ADDRESS _____

CITY/STATE/ZIP _____

S H - P T O

TYPE CODE	ORDER TYPE	VEHICLE IDENTIFICATION NUMBER
R	REGULAR	
P	POLICE	
D	DOWN VEHICLE	
W	WARRANTY	

FOR OFFICE USE ONLY
ACCT: 111-630.9
FRT: 111-630.9 ACCT:

[illegible]

All goods covered by this order, including goods back-ordered, will be billed at prices current at the time of shipment. Goods are purchased for resale and delivery is made to purchaser F.O.B. factory, Milwaukee, Wisconsin or other point of origin. If accepted this order as accepted shall be subject to availability of goods to seller for delivery to purchaser. Any delay in shipment shall not relieve purchaser of responsibility for the delay. If the goods are not delivered within the time specified, the purchaser shall not be liable for any loss or damage due to delay in shipment or failure to deliver. Any request for cancellation of this order or any part thereof must be received by seller prior to the date of shipment. If the goods are not delivered within the time specified, the purchaser shall not be liable for any loss or damage due to delay in shipment or failure to deliver. Any request for cancellation of this order or any part thereof must be received by seller prior to the date of shipment, and in case of reacceptance or return of goods to seller, purchaser shall pay the entire cost connected therewith, plus ten or twenty-five percent of selling price, as determined by Company policy from time to time. Purchases will be responsible for collection and payment of all Federal, State and local taxes that apply on the sale of the goods.

PLEASE USE PART NUMBERS

DO NOT USE FOR

CORRESPONDENCE

PRINTED
IN U.S.A.