

SERVICE BULLETIN



M-1059

Safety Recall Code 087

June 19, 1996

Rear Brake Master Cylinder 1996 Sportster, FX Softail, Dyna and FL Softail Models

General

Harley-Davidson has decided that there is a safety related defect with the rear brake master cylinder on certain 1996 Sportster, FX Softail, Dyna and FL Softail model motorcycles. These rear brake master cylinders, supplied by Hayes Industrial Brake Inc., contain a seal that, in certain situations, may move out of position on the rear master cylinder piston. This condition could result in loss of rear braking performance. The front brake performance is not affected.

As a precautionary measure, Harley-Davidson has elected to initiate a voluntary safety recall in the interest of motor vehicle safety. Hayes will begin shipping replacement rear brake master cylinders on or about June 20, 1996. All vehicles identified on the attached list are suspect. The list contains:

- The names of registered owners whose vehicles were delivered to your dealership and are involved in this recall campaign.
- The vehicle identification numbers (VIN) of unregistered vehicles that were delivered to your dealership and are involved in this recall campaign.

To ensure rider safety, it is your responsibility to perform the required service on all affected vehicles, even if the motorcycle was not purchased from your dealership. You will be required to perform the required service on all affected vehicles in your dealership inventory prior to selling or leasing those vehicles.

If you are not sure that a safety recall has been completed on a particular motorcycle, contact the Harley-Davidson Recall Information Line at 1-800-448-1708 for a computer check of our recall records. If you need additional master cylinders, call Hayes at 1-414-238-4303. Please have the VIN of the affected vehicle.

IMPORTANT NOTE

Because only registered owners as shown on the attached list will receive notification from us, we request that you contact any owners of vehicles still listed as unregistered. Advise them of the safety recall and make arrangements with them to come in for recall service. We also require that you provide us with their names, addresses and VIN's as soon as possible to enable us to mail them an owner's letter, as required by the National Traffic and Motor Vehicle Safety Act (as amended).

Procedure

To determine if the vehicle contains an affected rear brake master cylinder, locate the date code. See Table 1 on page 2.

If the date code is "1146", replace the entire assembly with the new assembly supplied to you by Hayes. Follow the replacement procedures in the applicable service manual as listed in Table 1. If the master cylinder does not have a "1146" date code, see INSPECTED VEHICLES below.

Credit Procedure

Fill out a Dealer Service Card after servicing each vehicle. If necessary, additional cards are available through the Harley-Davidson Service Department.

INSPECTED VEHICLES

For inspected only vehicles, place an "I" in the letter box. Package the rear brake master cylinder assembly that was recently shipped to you and return it as described below.

VEHICLES REQUIRING REPLACEMENT

If it was necessary to replace the assembly, place a "C" in the letter box on the Dealer Service Card. Package the **replaced** master cylinder assembly and return it as described below.

RETURNING PARTS/DEALER SERVICE CARD

NOTE

Please use the plastic bags supplied to you to prevent the Dealer Service Card from getting damaged or contaminated with excess fluid/grease.

Put the parts inside the plastic bag. Place the bag and the Dealer Service Card inside the packing materials supplied to you by Hayes.

On the outside of the box, affix the return address shipping label to ensure proper delivery direct to Hayes Industrial Brake Inc. **DO NOT RETURN NEW OR REPLACED MASTER CYLINDERS OR YOUR DEALER SERVICE CARDS TO HARLEY-DAVIDSON.**

When Hayes receives your shipments, the Dealer Service Cards will be sent to Harley-Davidson, processed, and the appropriate amount of credit will be issued. You will receive 0.2 hours labor time for each vehicle inspected and 0.6 hours for each vehicle on which the master cylinder assembly was replaced. Each operation includes administrative time. No credit will be issued for parts because they were sent no charge. In addition, you will be reimbursed for return postage.

ROUTING	SERVICE MANAGER	SALES MANAGER	PARTS MANAGER	LEAD TECHNICIAN	TECHNICIAN NO.1	TECHNICIAN NO. 2	TECHNICIAN NO. 3	TECHNICIAN NO. 4	RETURN THIS TO
INITIAL HERE									

Table 1. Master Cylinder Inspection and Replacement

VEHICLE	DATE CODE LOCATION	REMOVAL AND REPLACEMENT PROCEDURE		
		SERVICE MANUAL	HD PART NUMBER	SEE
Sportster	Figure 1	1995/1996 XLH Models Service Manual	99484-96	Rear Brake Master Cylinder, page 2-36
FX Softail	Figure 2	1995/1996 Softail Models Service Manual	99482-96A	Rear Brake Master Cylinder/Reservoir, page 2-38
FL Softail	Figure 3			
Dyna	Figure 4	1995/1996 Dyna Models Service Manual	99481-96A	Rear Brake Master Cylinder, page 2-31

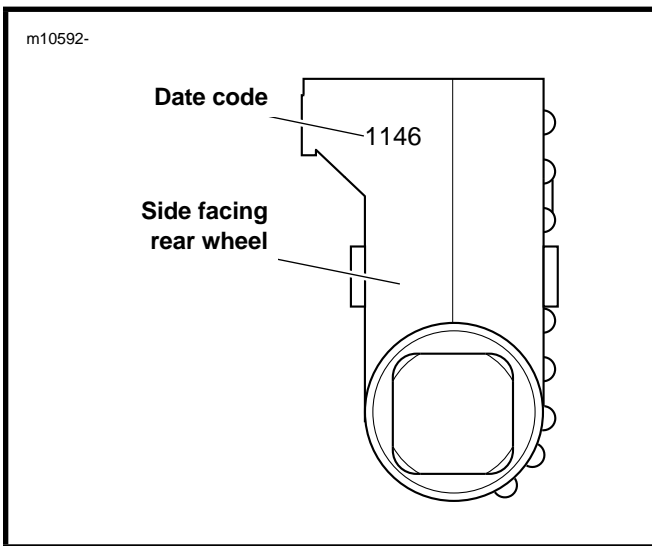


Figure 1. Sportster Rear Master Cylinder

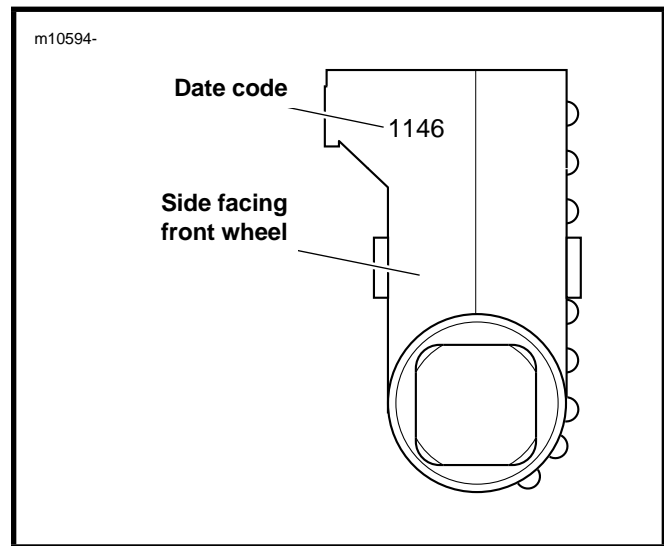


Figure 3. FL Softail Rear Master Cylinder

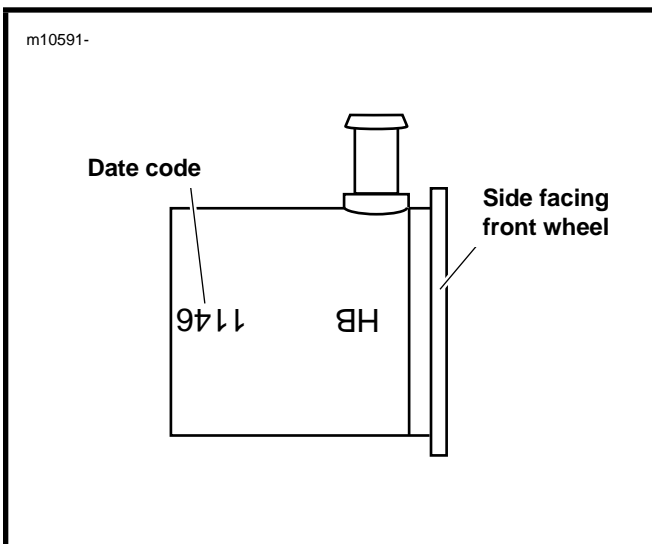


Figure 2. FX Softail Rear Master Cylinder

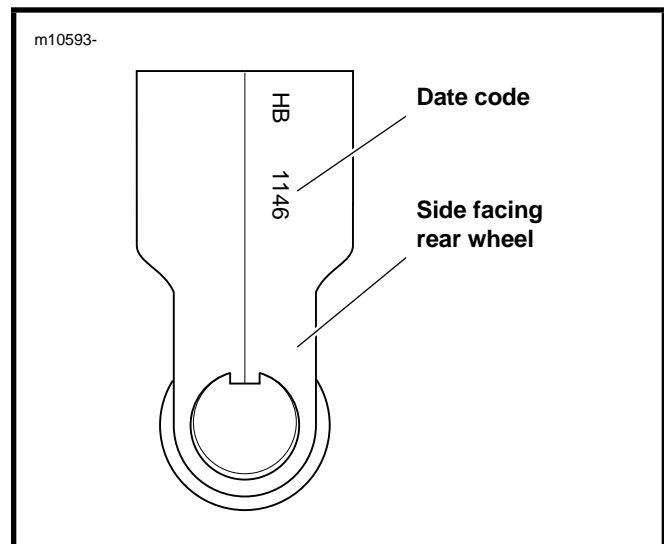


Figure 4. Dyna Rear Master Cylinder