

# SERVICE BULLETIN



M-876A (Replaces Service Bulletin M-876)

February 7, 1984

## TRANSMISSION INFORMATION — XL/XR-1000 MODELS

### Transmission Gears

See Figure 1. The transmission mainshaft 1st gear, Part No. 35277-52A and countershaft 4th gear, Part No. 35695-58 have been revised.

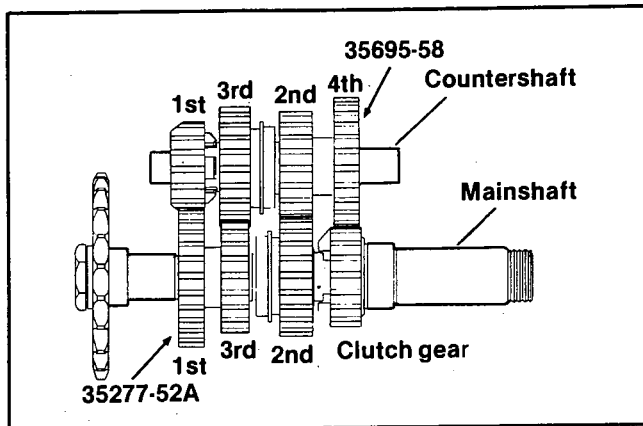


Figure 1. Gear Arrangement

### Mainshaft 1st Gear

Both sides of the mainshaft 1st gear are now flat allowing the gear to be assembled with either face toward the crankcase. See Figure 2. Previously, one face was recessed.




Figure 2. Gear Faces

### NOTE

*When using the new configuration of mainshaft 1st gear, Part No. 35277-52A in crankcases having a rollpin above the mainshaft bore, the rollpin must be removed and circular thrust washers used. Refer to Service Bulletin M-870A and Figure 3.*

The new configuration of mainshaft 1st gear, Part No. 35277-52A will retrofit 1954 and later models.




Figure 3. Crankcase Roll Pin

### Countershaft 4th Gear

The recess on the surface away from the access cover on countershaft 4th gear, Part No. 35695-58 has been eliminated.

The gear face toward the access cover for gear, Part No. 35695-58 is shown in Figure 4. Note the shoulder on the gear, which must be toward the access cover when assembled, to prevent damage to the cover.

The countershaft 4th gear, Part No. 35695-58 will retrofit 1958 and later models.

ROUTING:	SERVICE MANAGER	SALES MANAGER	PARTS MANAGER	CHIEF MECHANIC	MECHANIC NO. 1	MECHANIC NO. 2	MECHANIC NO. 3	MECHANIC NO. 4	RETURN THIS TO:
INITIAL HERE									




Figure 4. Gear Faces

## Transmission Shifter Forks

Additional undersize and oversize shifter forks are now available for more precise spacing of the sliding mainshaft 2nd gear and the sliding countershaft 3rd gear.

Shifter forks are available in the sizes shown in the following chart.

PART NO.	"A" DIM. (in.) (Fig. 5)
34297-84	-.005
34295-84	-.010
34293-72	-.020
34291-52B	Standard
34292-72	+.020
34294-84	+.010
34296-84	+.005

The new forks are being identified with a stamped 'P' for plus or 'M' for minus as well as the dimension, instead of using the + or - symbol with the dimension.

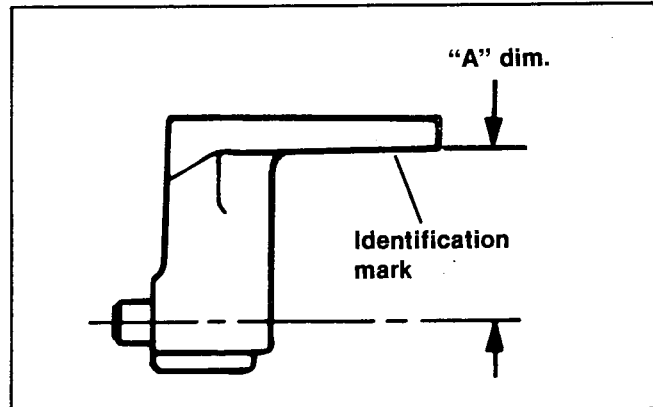


Figure 5. Shifter Fork