

SERVICE BULLETIN



M-850

SAFETY RECALL CODE 055

February 5, 1982

4-SPEED TRANSMISSION — 1982 FL/FX MODELS

General

IMPORTANT

This recall is totally separate from Safety Recall Campaign 054 which affects some 1982 FL/FX models. You must perform the 055 service described in this bulletin on all potentially affected vehicles even if you have already performed the Code 054 service on the same motorcycles. If neither service has been completed, they should be performed at the same time.

Routine quality testing has indicated recently that performance problems might exist with respect to some 4-speed transmissions installed on some 1982 FL/FX models. The mainshaft bearing race, as supplied by our vendor, in a few of these transmissions might not be sufficiently hardened and, unless remedied, might eventually lead to transmission lock-up.

Although we have not experienced a single field problem to date, Harley-Davidson Motor Co., Inc. has still decided to declare this a safety recall to allow us to formally recall all potentially affected 1982 FL/FX model motorcycles shipped prior to January 23, 1982, for inspection and, if necessary, servicing. The following chart shows the transmission number range of the potentially affected vehicles.

IMPORTANT

Not all transmissions within the transmission number range will be covered. Only those transmission numbers relating to the listed models are included.

MODEL

AAK (FLH-80)
ABK (FLH-80 Police)
ACK (FLH-80 Shrine)
ADK (FLH-80 Classic)
AGK (FLH-80 Classic
w/sidecar)
AHK (FLH-80 Std.)
AKK (FLHS)
BAK (FXE-80)
BCK (FXS-80)
BDK (FXB-80)
BEK (FXWG)

TRANSMISSION RANGE

BO 1576 thru 1581
BO 1641 thru 9999
BP 0100 thru 9999
BR 0100 thru 0442

Only motorcycles within the above model AND transmission range shipped prior to January 23, 1982, are involved in the recall. We are including a list of registered and unregistered motorcycles delivered to your dealership. **Only those vehicles, as indicated on the list, are involved in this recall campaign.** If a reconsigned vehicle was shipped to you and does not appear on the list, or a touring rider inquires to you about his/her vehicle, contact the Service Department, at extension 4350, to determine if the motorcycle is involved in this recall. It is your responsibility to perform the required service on all potentially affected vehicles including those which may not show up on your lists. We are enclosing sufficient blank Dealer Service Cards for these vehicles. Additional cards are available through the Harley-Davidson Service Dept.

All registered owners of record are being notified by mail to contact you and arrange to have this service performed at no charge to them (see enclosed letter). Each owner letter will include a Dealer Service Card 055 which must be completed, dated and signed by both the customer and the dealer.

Your requirement of 055 Parts Kit, Part No. 93405, will be shipped to you no charge, freight prepaid. Each kit includes the following parts.

Qty.	Part No.	Description
1	37741-82	Oil seal, mainshaft
1	37503-41	Lockwasher, clutch nut
1	35216-36	Lockwasher, transmission sprocket
1	11125	O-ring, primary case (all models except FLHC)
1	11147	O-ring, primary case (FLHC only)
1	9992	Hose clamp, front chain oiler
2	10020A	Hose clamp

ROUTING:	SERVICE MANAGER	SALES MANAGER	PARTS MANAGER	CHIEF MECHANIC	MECHANIC NO. 1	MECHANIC NO. 2	MECHANIC NO. 3	MECHANIC NO. 4	RETURN THIS TO:
INITIAL HERE									

NOTE

The 055 and 054 parts kits contain similar parts. If both 054 and 055 service work is to be done at the same time, only the 054 kit is required. For this reason, your requirements of the 055 recall kits were determined by accounting for the number 054 kits previously shipped to your dealership and not used. If additional 055 kits are needed, contact your Parts and Accessories Account Representative.

IMPORTANT

Because only registered owners, as shown on the enclosed list, will receive notification from us, we request that you contact any owners of vehicles still listed as unregistered. Advise them of the safety recall and make arrangements for them to come in for service. We also require that you provide us with their names, addresses and VIN's as soon as possible to enable us to mail them an owner's letter as required by the National Traffic and Motor Vehicle Safety Act, as amended.

If you are not sure that a safety recall has been completed on a particular motorcycle, contact the Harley-Davidson Service Department for a computer check of our recall records.

4-SPEED TRANSMISSION INSPECTION PROCEDURE

1. All Code 054 replacement transmissions shipped from the factory after January 18, 1982 have already been inspected and serviced for 055. Examine the clutch release arm (see Figure 1). If a red paint mark is present on the end of the arm as shown, no further inspection is required. Submit a Code 055 Dealer Service Card marked "N" in the Code Box and "O" in the Quantity Box.

If no red mark is present, proceed to Step 2.




Figure 1. Checking Transmission for 055

2. Refer to the appropriate current service manual for primary case and clutch removal.
3. Check the battery. Remove it from the vehicle if it is wet or battery acid will be lost during the inspection procedure.
4. Lean the vehicle 45° toward its right side. Be extremely careful not to damage the motorcycle. Make sure vehicle is well supported and stable.
5. Remove the transmission sprocket nut and tabbed lockwasher. Discard the lockwasher.
6. Loosen the rear wheel axle nut, chain/belt adjusters and chain/belt guard. Push the wheel forward until the chain/belt can be removed from the sprockets. Drape the chain/belt over the transmission case away from the mainshaft area.
7. Remove the transmission sprocket.

CAUTION

If the sprocket cannot be removed by applying hand pressure, use a gear puller or some means of ensuring that a one-sided load is not applied to the sprocket. Do not use a hammer or mallet to remove the sprocket.

8. Remove the oil seal and discard.
9. Remove the spacer to reveal the bushing and bearing end face.
10. Clean the bearing end face with solvent.
11. See Figure 2. Using a scribe, awl or other suitable sharp instrument (not carbide), attempt to scratch the face of the bearing as shown. Do not attempt to scratch the bushing or bearing face area where the numbers or letters are stamped.




Figure 2. Testing the Bearing Hardness

NOTE

Use hand pressure only to perform this test. Do not use excessive force such as with a hammer or mallet.

12. If you are able to scratch the bearing surface, the bearing **IS NOT hard** and the transmission must be replaced. If you cannot scratch the bearing surface, the bearing is hard and transmission replacement is not necessary.
13. After performing the test procedure, determine if the vehicle is also involved in the 054 recall campaign by checking the VIN and transmission number lists provided with Service Bulletin M-847.
14. Determine which of the following categories the vehicle falls into, then refer to the appropriate chart attached to this bulletin and perform the necessary service.

CHART A — Bearing race is **hard** and vehicle is **not** involved in 054

CHART B — Bearing race is **hard** and vehicle is involved in 054

CHART C — Bearing race **IS NOT hard** and vehicle is **not** involved in 054

CHART D — Bearing race **IS NOT hard** and vehicle is involved in 054

TRANSMISSION ORDERING PROCEDURE

To ensure priority handling on these transmissions, you **MUST** contact your Parts & Accessories Account Representative directly. Transmission orders will **not** be accepted through normal procedures.

The following chart indicates the proper transmission required by model.

MODEL	TRANSMISSION PART NUMBER
AAK ABK ACK AHK AKK	33011—81A
BDK BEK BAK BCK	33012—80A 33015—82 33016—79B 33020—82
ADK AGK	33021—82

The transmission will be shipped to you open account/sixty days, freight prepaid.

TRANSMISSION RETURN PROCEDURE

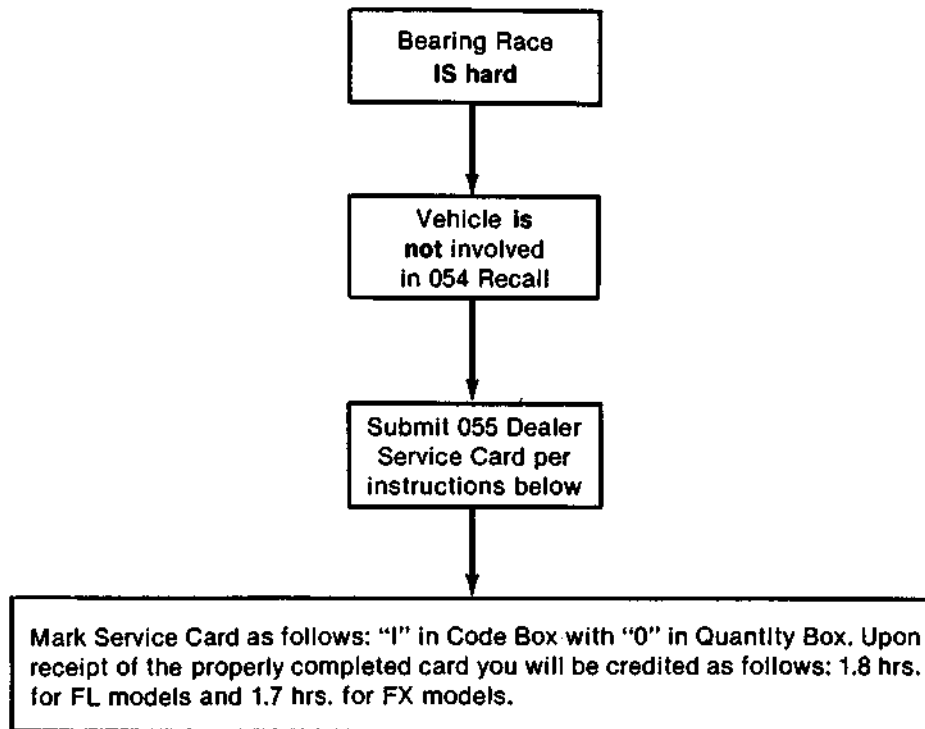
1. The properly completed Dealer Service Card must be signed by both the customer and the dealer.
2. The original **complete** transmission with sprocket must be packaged with the properly completed Dealer Service Card. The 055 Transmission Replacement Transmittal Sheet (see sample) must be attached to the card. The transmittal sheet must be completed with the VIN and transmission number. This information is required to update our records and record the actual transmission now in the vehicle. No credit will be issued until this information is received.

NOTE

Package the transmission properly to ensure against damage during the return shipment.

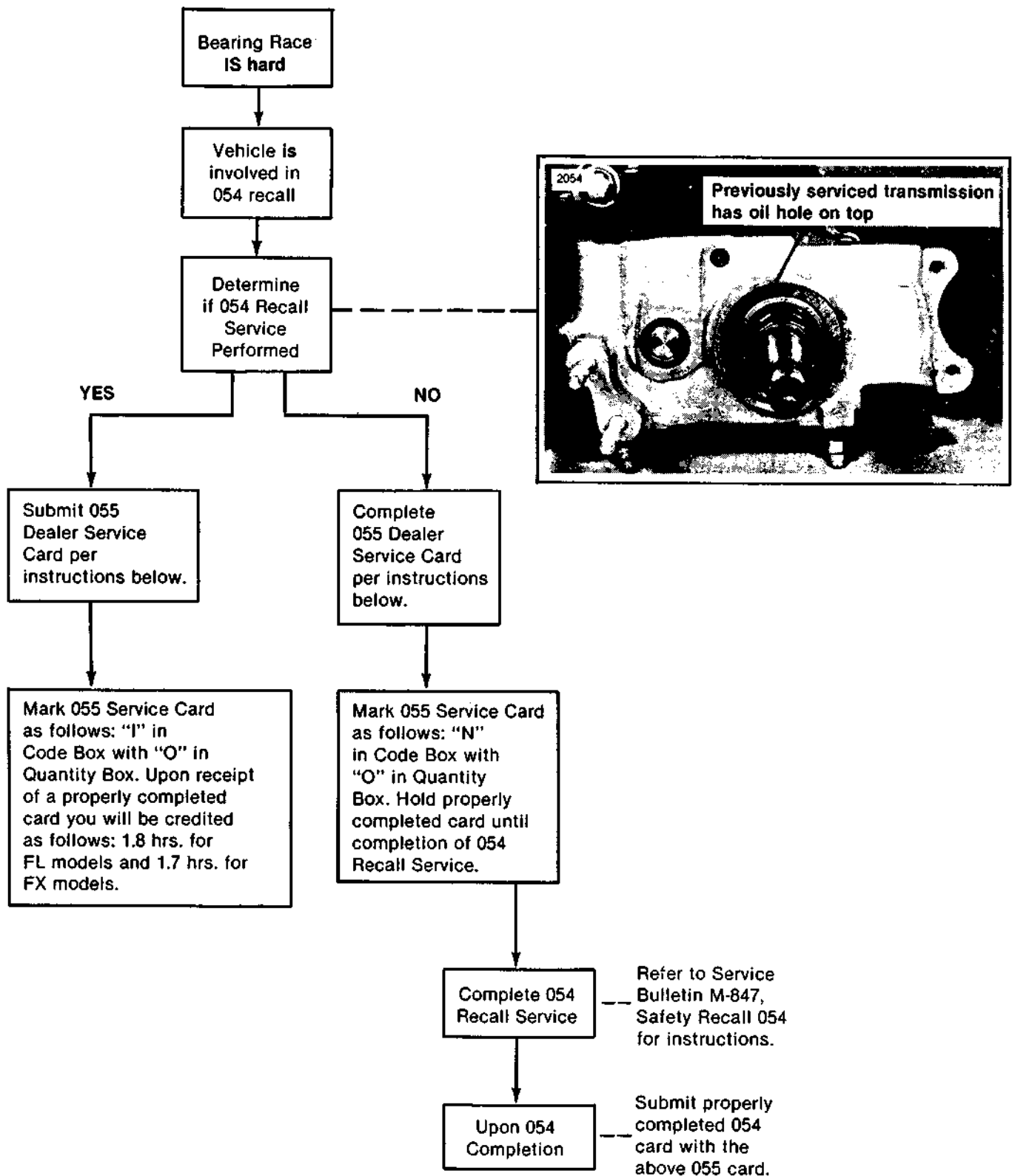
3. Attach a return address P-label, Form Number 1248, on the outside of the package.
4. You will be credited for postage upon the receipt of the replaced transmission and properly completed Dealer Service Card.

CHART A



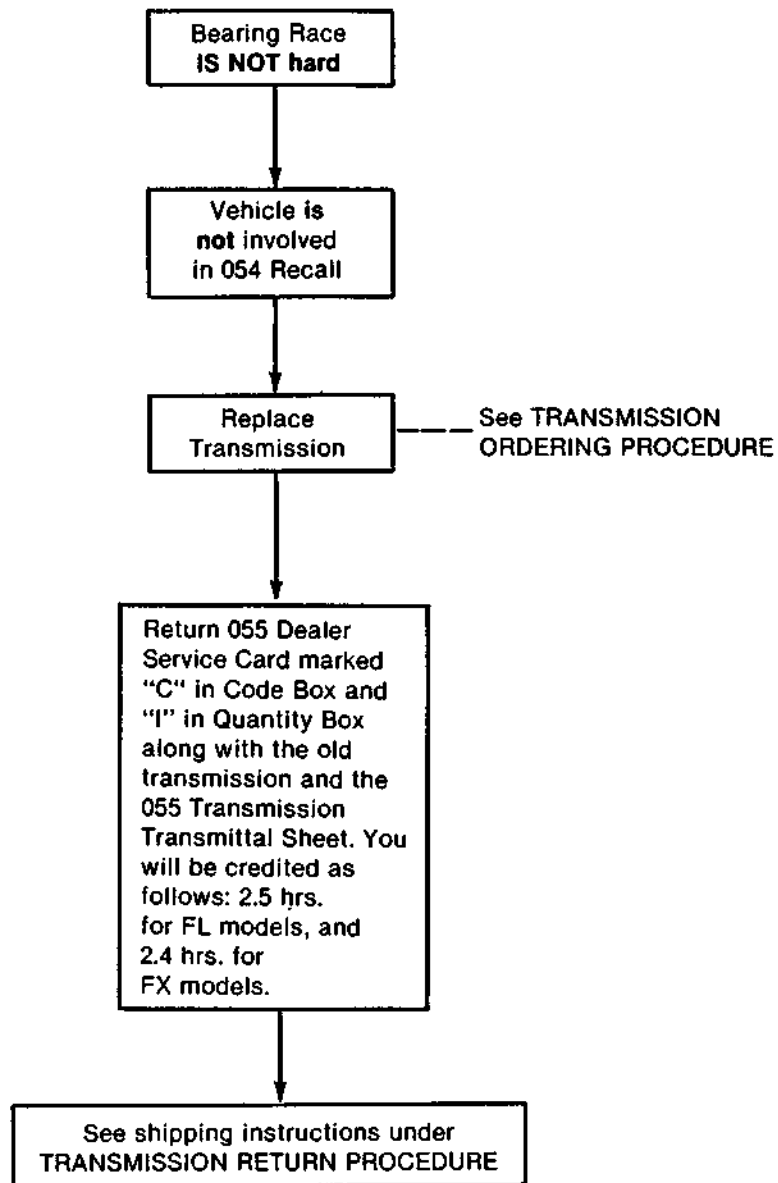
After servicing each motorcycle, be sure to completely fill out and return the special Dealer Service Card provided. Fill in your Dealer Account Number, the Service Code (in this case 055), the Vehicle Identification Number (VIN), and your dealership name and address along with the owner information if it is blank. The properly completed card must be signed and dated by the customer and you.

CHART B



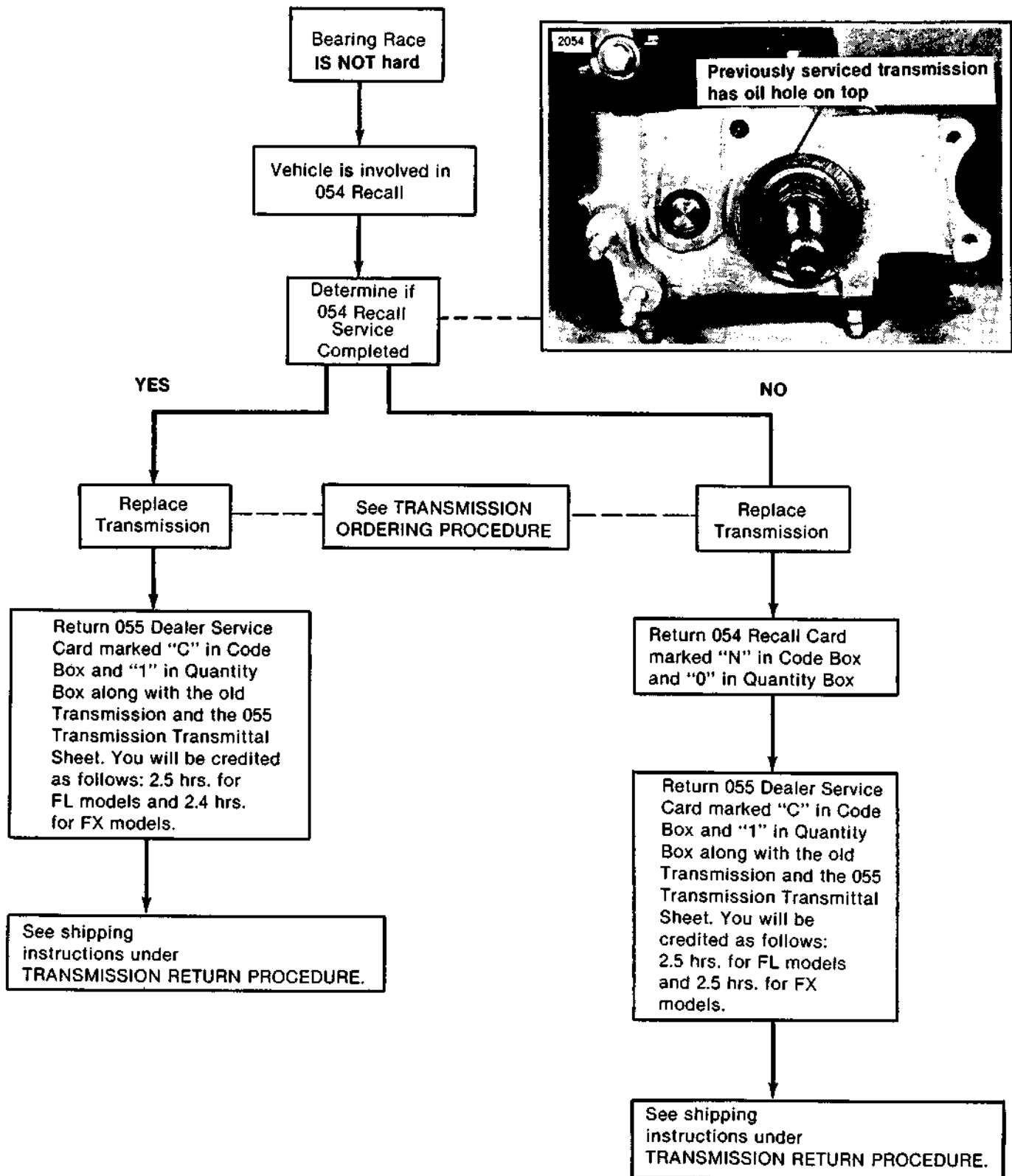
After servicing each motorcycle, be sure to completely fill out and return the special Dealer Service Card provided. Fill in your dealer Account Number, the Service Code, the Vehicle Identification Number (VIN), and your dealership name and address along with the owner information if it is blank. The properly completed cards must be signed and dated by the customer and you.

CHART C



After servicing each motorcycle, be sure to completely fill out and return the special Dealer Service Card provided. Fill in your Dealer Account Number, the Service Code (in this case 055), the Vehicle Identification Number (VIN), and your dealership name and address along with the owner information if it is blank. The properly completed card must be signed and dated by the customer and you.

CHART D



After servicing each motorcycle, be sure to completely fill out and return the special Dealer Service Card provided. Fill in your Dealer Account Number, the Service Code, the Vehicle Identification Number (VIN), and your dealership name and address along with the owner information if it is blank. The properly completed cards must be signed and dated by customer and you.

SAFETY CODE 055
TRANSMISSION REPLACEMENT TRANSMITTAL

Dealer Number _____

Name _____

Address _____

City/State _____

DEALER NOTE: In order for Harley-Davidson to maintain accurate production records you must fill in the VIN NUMBER and NEW TRANSMISSION NUMBER.
This sheet must be attached to the 055 correction card and returned along with the original transmission.

FOR DEALER USE

SE630185

G	8 2															1	0 0 1	M T C Y	S V C	
1	2 3	4														20	22	29 31	32	39
TRANS-	MODEL	VIN NUMBER														SOURCE				
ACTION	YEAR																			
TYPE																				

63					68

**NEW TRANSMISSION
NUMBER**

FOR FACTORY USE ONLY

DEPT. 621

DATE RECEIVED _____

NUMBER OF ORIGINAL TRANSMISSION RETURNED _____

SEAL/SPACER RETURNED _____

SAMPLE COPY

February 12, 1982

055

Dear Harley-Davidson Owner,

This notice is being sent to you in accordance with the requirements of the National Traffic and Motor Vehicle Safety Act.

Harley-Davidson Motor Co., Inc. has determined that a defect which relates to motor vehicle safety exists in some 4-speed transmissions installed on certain 1982 FL/FX models. Our records show you own a 1982 FL or FX model which is identified by the VIN (Vehicle Identification Number) shown on the enclosed card.

Insufficient hardening of the transmission mainshaft bearing race on some units could cause the transmission to fail to perform properly and, if not serviced, might ultimately lead to transmission lock-up. Transmission lock-up could occur without prior warning during operation and possibly result in loss of vehicle control and vehicle crash.

WE ADVISE YOU NOT TO OPERATE YOUR MOTORCYCLE UNTIL YOUR DEALER INSPECTS IT AND, IF NECESSARY, REPLACES THE TRANSMISSION.

To prevent the possibility of transmission lock-up occurring on your motorcycle, we urge you to contact your Harley-Davidson dealer immediately and arrange to have him service your motorcycle, free of charge. New transmissions are available now and actual labor will take approximately 2.5 hours

IMPORTANT NOTE

This recall is totally separate from the Safety Recall Campaign 054 which affected some 1982 FL/FX vehicles. You must have this Code 055 recall service performed on your vehicle even if you have already had the Code 054 service performed. All service work required under Code 054 and 055 can be done separately or at the same time. However, if your vehicle is affected by both recalls, the service required by both recalls must be performed.

To verify that the service has been completed, the enclosed Dealer Service Card must be presented to the dealer when service is performed, then signed by you and the dealer and returned to us. If you have sold your motorcycle, please accurately fill out and mail the enclosed Motorcycle Owner Card with the information on your purchaser which will enable us to contact and advise that person of this recall.

If you take your motorcycle to your dealer on a mutually agreed upon date and he does not perform the required service to your satisfaction, please

contact our Service Department for assistance immediately at the address or telephone number listed on the letterhead. If your dealer or Harley-Davidson fails or is unable to remedy your motorcycle without charge within a reasonable time, you may wish to inform the Administrator, National Highway Traffic Safety Administration, U.S. Department of Transportation, Washington D.C. 25090.

Thank you for your cooperation. We regret that this recall may cause you inconvenience; however, we have taken this action in the interests of your personal safety and satisfaction with our product.

HARLEY-DAVIDSON MOTOR CO., INC.