

This Bulletin Supersedes No. 456

1963 SERVICE MANUALS


CONFIDENTIAL

This service bulletin supplies service manual information for the current model season.

Service Manuals for all 1963 motorcycles and Servi-Car models are now available.

Two types of manuals are being supplied - the complete service manual and the service manual supplement. The complete manual covers 1959 to 1963 models. The service manual supplement (not a complete manual) is for converting earlier service manuals - so they will cover current models.

Order complete service manuals covering 1959 to 1963 models, or order 1963 service manual supplements to bring your older manuals up to date, according to part numbers and descriptions listed below.



1963 SERVICE MANUALS

<u>Name</u>	<u>Part No.</u>	<u>Description</u>	<u>Net</u>	<u>List</u>
Master Service Manual	99480-63	Covers all 1959 to 1963 Models	\$21.00	*
Duo-Glide Model Manual	99482-63	Covers 1959 to 1963 Duo-Glide	4.00	5.00
Sportster Model Manual	99484-63	Covers 1959 to 1963 Sportster	4.00	5.00
Servi-Car Model Manual	99486-63	Covers 1959 to 1963 Servi-Car	4.00	5.00
Pacer, Scat, Ranger, Super-10, 165 & Hummer Model Manual	99488-63	Covers 1962 to 1963 Pacer, Scat, Ranger, 1960-61 Super-10, 1959 165 & Hummer	4.00	5.00
Topper Motor Scooter Model Manual	99490-63	Covers 1960 to 1963 Topper Motor Scooter	4.00	5.00
Sprint Model Manual	99492-63	Covers 1961 to 1963 Sprint Model C and H	4.00	5.00

1963 SERVICE MANUAL SUPPLEMENTS (TO CONVERT 1962 MANUAL TO 1963)

Master Service Manual Supplement	99481-63	New and revised pages for converting 1962 Master Manual to 1963 Master Manual.	6.00	*
1963 Duo-Glide Model Manual Supplement	99483-63	New and revised pages for converting 1962 manual to 1963 manual.	1.30	1.75
1963 Sportster Model Manual Supplement	99485-63	New and revised pages for converting 1962 manual to 1963 manual.	.75	1.00
1963 Servi-Car Model Manual Supplement	99487-63	New and revised pages for converting 1962 manual to 1963 manual.	.40	.50
1963 Pacer, Scat, Super-10, 165 & Hummer Model Manual Supplement	99489-63	New and revised pages for converting 1962 manual to 1963 manual.	.75	1.00
1963 Topper Motor Scooter Model Manual Supplement	99491-63	New and revised pages for converting 1962 manual to 1963 manual.	.40	.50
1963 Sprint Model Manual Supplement	99493-63	New and revised pages for converting 1962 manual to 1963 manual.	1.50	2.00

1962 SERVICE MANUAL SUPPLEMENTS (TO CONVERT 1960 MANUAL TO 1962)

1962 Duo-Glide Model Manual Supplement	99483-62	New and revised pages for converting 1960 manual to 1962 manual.	1.50	2.00
1962 Sportster Model Manual Supplement	99485-62	New and revised pages for converting 1960 manual to 1962 manual.	1.50	2.00
1962 Servi-Car Model Manual Supplement	99487-62	New and revised pages for converting 1960 manual to 1962 manual.	.50	.75
1962 Pacer, Scat, Ranger, Super-10, 165 & Hummer Model Manual Suppl.	99489-62	New and revised pages for converting 1960 manual to 1962 manual.	1.50	2.00
1962 Topper Motor Scooter Model Manual Supplement	99491-62	New and revised pages for converting 1960 manual to 1962 manual.	1.50	2.00

POLICY

* The Master Service Manual has no list price - its sale and use is restricted to Harley-Davidson dealers because it contains confidential information.

Manuals for individual models are available to anyone through the Harley-Davidson dealer. The sale of Model Manuals to interested customers such as police depart-

ments, commercial fleet owners, etc., should be taken care of by the area dealer.

Normally, Service Manuals should be sold only by Harley-Davidson dealers. But in cases where certain dealers do not have the desired Manual in stock, or customer is remote from dealer's store, direct order from the customer will be accepted at the factory.

MANUAL ORGANIZATION


Each Service Manual contains maintenance and repair information for the models covered. Pages are loose leaf bound so that material can be added or taken out. Each Manual is divided into numbered sections and each major section is divided into lettered sub-sections where desired information is easily found.

Two types of complete MANUALS are available as follows:

MASTER SERVICE MANUAL (For Harley-Davidson Dealers Only)

The Master Manual is divided into 7 sections as follows:

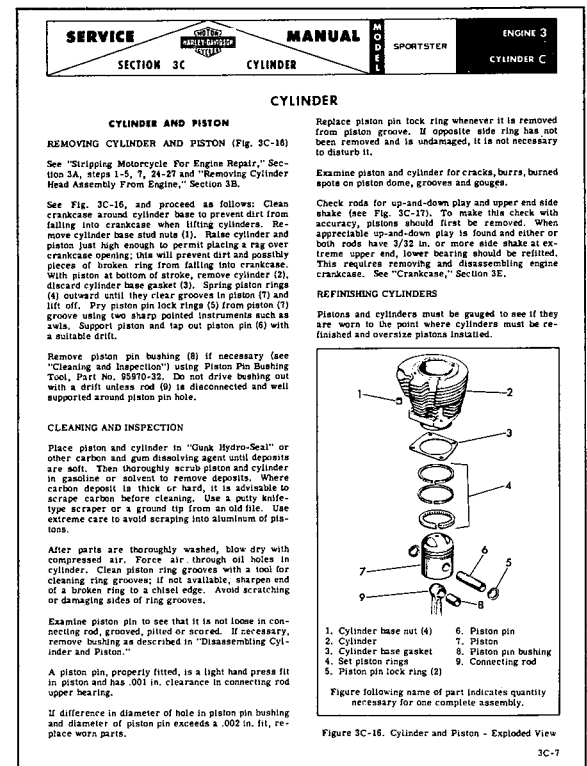
Section 0	Dealer Information (Service Bulletins)
Section 1	Product
Section 2	Chassis
Section 3	Engine
Section 4	Transmission
Section 5	Electrical
Section 6	Miscellaneous



Each section is headed by a card separator. The first section is for dealer "Service Bulletins" which are issued during the year to relay important information involving design changes, new tools, etc. The remaining six sections cover maintenance and repair. Each section contains information for all models which are indexed on the first page in each section according to subject.

Example: In the Master Manual Engine Section under Sub-Section "Cylinder", all cylinders are covered. All you do is turn to the index back of the Engine Section Separator to find the section page number on which the information can be found.

You will find that all cylinders are covered separately in this part of the Master Manual. The index block in the upper right hand corner of the sub-section title sheet will identify the subject and the model, making the Manual easy to use.



Supplements are published in each model season to take care of any new or changed service procedures and new models.

An attractive but practical hard cover service manual binder is available under Part No. 99580-62. Binder has vinyl plastic cover and will expand to 3 inches - enough to hold all your master manual sheets including service bulletins.

MODEL SERVICE MANUAL

Each individual Model Manual covers maintenance and repair information for one model. It is divided into Sections like the Master Manual, except that there is no Dealer Information Section for Service Bulletins.

If desired, the user can bring his Model Manual up to date by adding a Supplement published separately each new model season. The sales policy for distributing supplements is the same as for the individual Model Manuals.

SERVICE BULLETINS

Service Bulletins (like this one) are issued when necessary to pass on important information from the factory to our dealer organization. Service Bulletins should be filed in the "Dealer Information" (O) Section of the Master Manual - in order according to page number appearing at the bottom of each page.

This will automatically separate the bulletins in groups as follows:

General Information Pages OA-1, OA-2, etc.
Procedures Pages OB-1, OB-2, etc.
Product Pages OC-1, OC-2, etc.
Service Tools. . . . Pages OD-1, OD-2, etc.

Important: Any Service Bulletin page marked CONFIDENTIAL contains confidential dealer information and should not be seen by anyone but the Harley-Davidson dealer and his employees.

Distribution of Service Bulletins NOT MARKED CONFIDENTIAL may be made by the dealer to interested police departments, fleet owners and others who do their own maintenance work.

RECOMMENDATIONS TO DEALERS

Every Harley-Davidson dealer should have at least one Master Service Manual in his shop, kept up to date with the latest Service Bulletins, so that he can provide complete, efficient service to his customers.

In addition to the Master Service Manual, individual Model Manuals should be used by the service shop mechanic, for quick reference when any unfamiliar service or repair problem comes up. Using the Service Manual as a reference will eliminate mistakes and delay caused by trial and error service procedures, and will save time - which means profit from service operations.

HARLEY-DAVIDSON MOTOR CO.