




## SPECIAL SERVICE TOOLS

This bulletin lists new service tools available for servicing Harley-Davidson products. This bulletin supplements Service Bulletin No. 404, issued January 8, 1959, and Service Bulletin No. 414; issued February 12, 1960. For the prices of tools listed in this bulletin, consult your latest Harley-Davidson price list.

	PART NO.	DESCRIPTION
	95885-61	<p>Ignition Timing Gage</p> <p>Gage rod indicates correct piston position for setting ignition timing for 1948 and later 74 OHV Model.</p> <p>Use as follows: Adjust sleeve to align with lower mark for piston top center, move engine piston so upper mark aligns with sleeve and time circuit breaker.</p>
	97170-55A (Supercedes 97170-55)	<p>Hub Installing Tool</p> <p>Used to install press fit Topper transmission drive cup and drive flange. Also used to install Sportster clutch hubs.</p>
	97173-55A (Supercedes 97173-55)	<p>Screw, Topper and Sportster.</p>

## PART NO.

## DESCRIPTION

97260-59



Ball Bearing Puller - Models 125 - 165 And Hummer

This puller is used to pull magneto or generator shaft crankcase bearing having 8 balls, which was used in Models 125, 165, and Hummer up to 1958. Tool has tangs which fit between balls into bearing inner race and pulls bearing off shaft without disassembling crankcases.

97270-60



Needle Bearing Puller

Used to remove and assemble camshaft needle bearings without disassembling crankcases. Fits Sportster and Duo-Glide. Includes combination expander and installing rod for 2 bearing sizes.

97280-60



Brake Drum Turning Arbor  
1958 And Later Duo-Glide

Used for refinishing brake friction surface when doing a brake lining job. Fits between lathe centers. Brake drum mounts to arbor, with same bolts used to fasten drum to wheel.

HARLEY-DAVIDSON MOTOR CO.  
Milwaukee 1, Wisconsin, U. S. A.