

Buell[®]
AMERICAN MOTORCYCLES

BUELL
BYTES

COMPUTER GENERATED
TECHNICAL UPDATES & INFORMATION
FOR BUELL MOTORCYCLES

ISSUE #2

SEPTEMBER 1995

TABLE OF CONTENTS

<u>PAGE</u>	<u>TOPIC</u>
1	Technical Updates
2	Technical Updates
3	New Parts
4	1996 Buell Motorcycles
5	Service Literature Summary

TECHNICAL UPDATES

Front Fork Fluid Availability

WP Suspension Fluid 7.5 wt. is the only replacement fluid recommended for use in the Buell motorcycle front suspension.

Available from White Brothers
Yorba Linda, CA
phone- (714) 692-3404 fax- (714) 692-3409

liter bottle.....p.n. 26-918
case of 12 liters.....p.n. 26-919




Muffler Clamp Torque

The exhaust pipe/muffler clamp is the same TORCA clamp, part number 65299-94Y, used on late model Harley-Davidsons. This clamp has a one time usage and should be replaced each time it has been removed. The installation torque is 45-60 ft.-lbs (61-80 Nm).

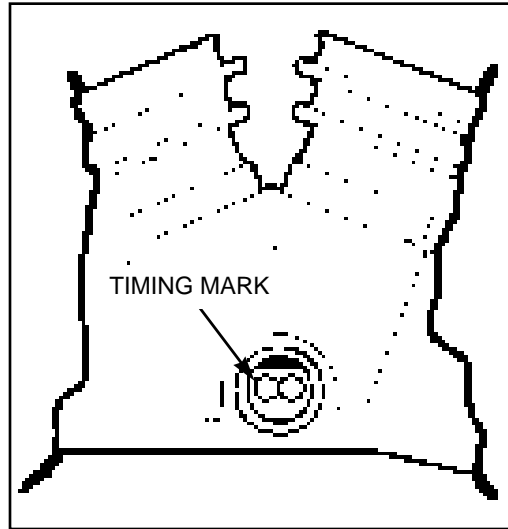
Teflon Wear Pads

A teflon wear pad, part number, 47930-96Y, is now available to prevent scuffing of the rear fender on the frame tube.



Ignition Timing- 1996 Models

All 1996 Buell motorcycles should have the ignition timing checked with the vehicle **AT IDLE** (950-1050 rpm) **not** at 1650-1950 rpm as with earlier models. The timing mark that should be visible will be a “lazy 8” or a pair of side-by-side drilled dots.



Incorrect ignition timing could result in a loss of performance or even severe engine damage. Ignition timing procedures are outlined in the 1996 Buell Predelivery & Setup Manual and the 1995-1996 Buell Service Manual.

NEW PARTS

Longer Seat Lock Tang

An increased length seat tang is now in production. This change went into production starting with vehicle VIN: 49 state: **1293**. The part number is 52197-94Y.




Front Fender Change

Beginning with VIN: 49 state: **1337**, Calif.: **052** the front fender has been changed to eliminate the two plastic clips used to retain the speedometer cable. A wire form, attached to the front fork, now serves this purpose. Replacement fenders will not have the holes for the old style clips so you must update.

The part numbers to do this are:


Screw	67369-95Y
Washer	67370-95Y
Wire form	67368-95Y



D-Washer Change

Beginning with vehicle VIN: 49 state: **1242**, the top engine mount D-washer is now beveled to prevent contact with the steering neck tube.

Protective pads, p.n. 16768-96Y (white for S2) or p.n. 16767-96Y (gray for S2-T) are available for vehicles with earlier style washers. This pad is installed on the back of the neck tube to prevent contact with the painted surface.



THE 1996 BUELL MOTORCYCLE PRODUCT LINE
"NOW WE ARE THREE !"

Buell S1 Lightning



Buell S2-Thunderbolt

Buell S2-T



TECHNICAL SERVICE LITERATURE SUMMARY

This is a listing of all the Buell Service literature that has been sent to the dealers to date. If you are missing any of these key publications, fax your request to the Technical Communications Department, 414-935-4312.



B-001 Safety Recall Code 0800 - Front Brake Line, December 1994



B-002 Product Program BP1 - Instrument Panel Stabilizer, March 1995



B-003 Vehicle Identification Number (V.I.N.) Update, March 1995



SL-001 Ignition Timing/Starting Procedures (California only), March 1995



B-004 Noncompliance Recall 0801 - PM Wheel Labels, April 1995



B-005 Safety Recall Code 0802 - Fuel Cell Assembly, June 1995



B-006 Safety Recall Code 0803 - Instrument Panel Stabilizer, August 1995